



USATM
LACROSSE



OFFICIALS EDUCATION

RULE 4-PART 2: THE FACEOFF

MENS OFFICIALS DEVELOPMENT | 2026 SEASON

THE FACEOFF

HOW CAN WE HELP OURSELVES AS OFFICIALS?



Define our expectations



It is all about communication



Quick but not fast

DEFINING EXPECTATIONS

PRE-GAME FACEOFF MEETING



You should meet with coaches and faceoff players prior to each game



At a minimum, spend a few minutes at the first faceoff with the players.



Class
Discussion
Questions



PRE-GAME FACEOFF MEETING PROCEDURE

SOLVE PROBLEMS BEFORE THEY HAPPEN

- Immediately after the captains have left
 - Invite all faceoff players to the center
 - Invite the coaches as well
 - Know your message
 - Answer questions
 - Check sticks if asked
- Pregame this with your crew

Class
Discussion
Questions



DISCUSSION ITEMS FOR FACEOFF PLAYERS

- 1 Be ready for "Down" position
- 2 Stick heads: "Top to Stop"
- 3 Out of Neutral Zone
- 4 Parallel but not touching line
- 5 Hands touching ground & wrapped around stick
- 6 No leaning stick head
- 7 No body parts on the ground



NO PREGAME MEETING

YOUTH & TOURNAMENT GAMES

Let's be honest, sometimes we can't have the pregame conference due to time. With youth and tournament games using running time, starting on the hour and ALWAYS behind schedule, we can't always follow all the steps...so what should we do?

- At the first faceoff, have a quick conversation defining your expectations on how you want to conduct the faceoff.
- What do you want from the players?
- What are the main points you want to address for the faceoff to be conducted smoothly.



CONDUCTING THE FACEOFF

CONSISTENCY IS KEY



Ball




Down



Set



Whistle



On Possession,
ALL Officials
Wind!

MAKE
CORRECTIONS
HERE

ACTIVITY ALERT



LEGAL FACEOFFS

QUICK VISUAL CHECKS

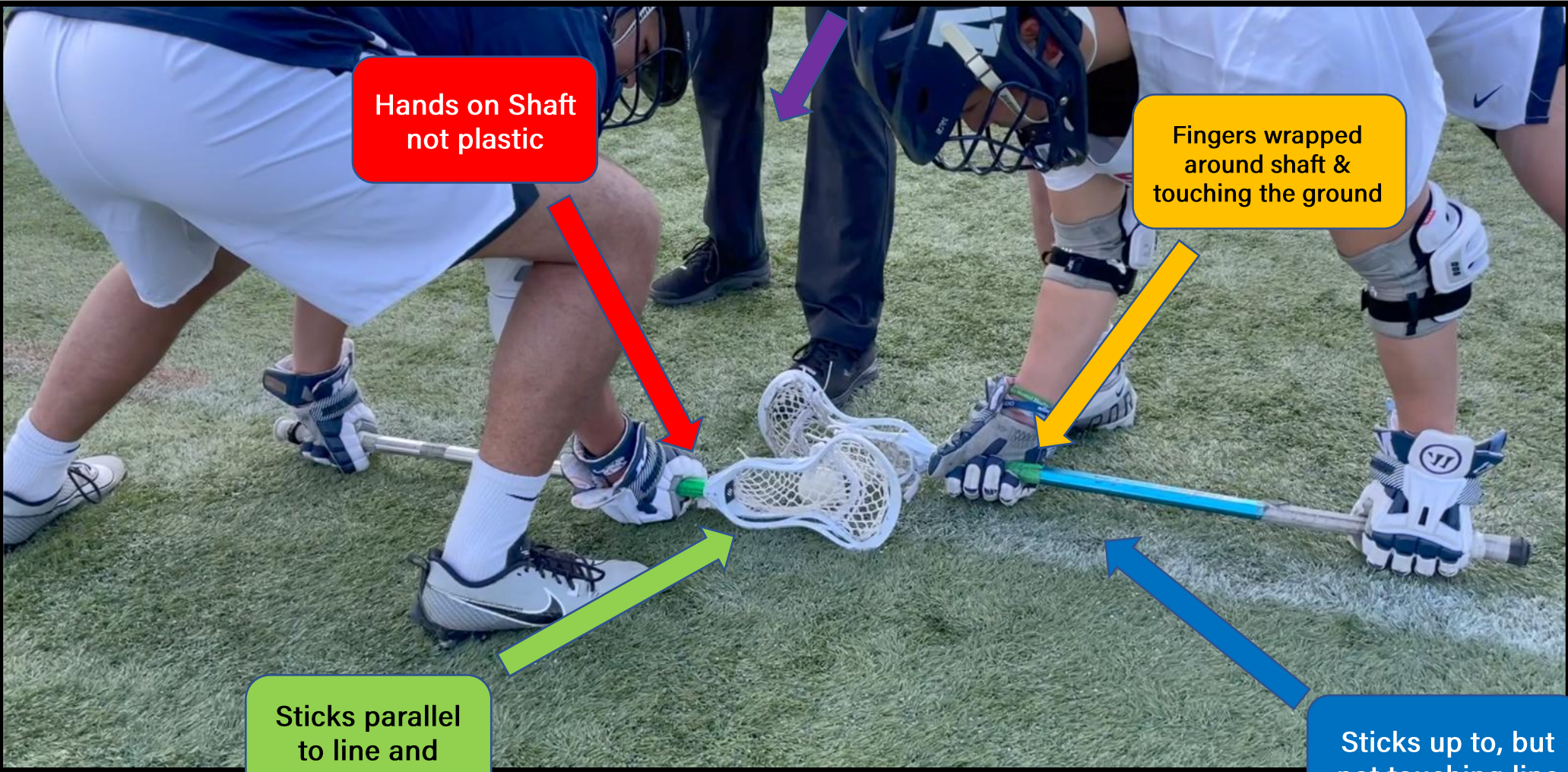
Helmets out of
the neutral zone

Hands on Shaft
not plastic

Fingers wrapped
around shaft &
touching the ground

Sticks parallel
to line and
vertical

Sticks up to, but
not touching line



CONDUCTING THE FACEOFF

2 Person View Faceoff Official



CONDUCTING THE FACEOFF

2 Person View Faceoff Official



CONDUCTING THE FACEOFF

3 Person Single Side View



CONDUCTING THE FACEOFF

3 Person Lead Left View



WING PLAYERS

DON'T FORGET ABOUT THEM

- Wing players can only check the faceoff players stick until the faceoff has ended
- If a wing player body checks his opponent while on the ground or while crouched for a face off it's an Illegal Body Check.



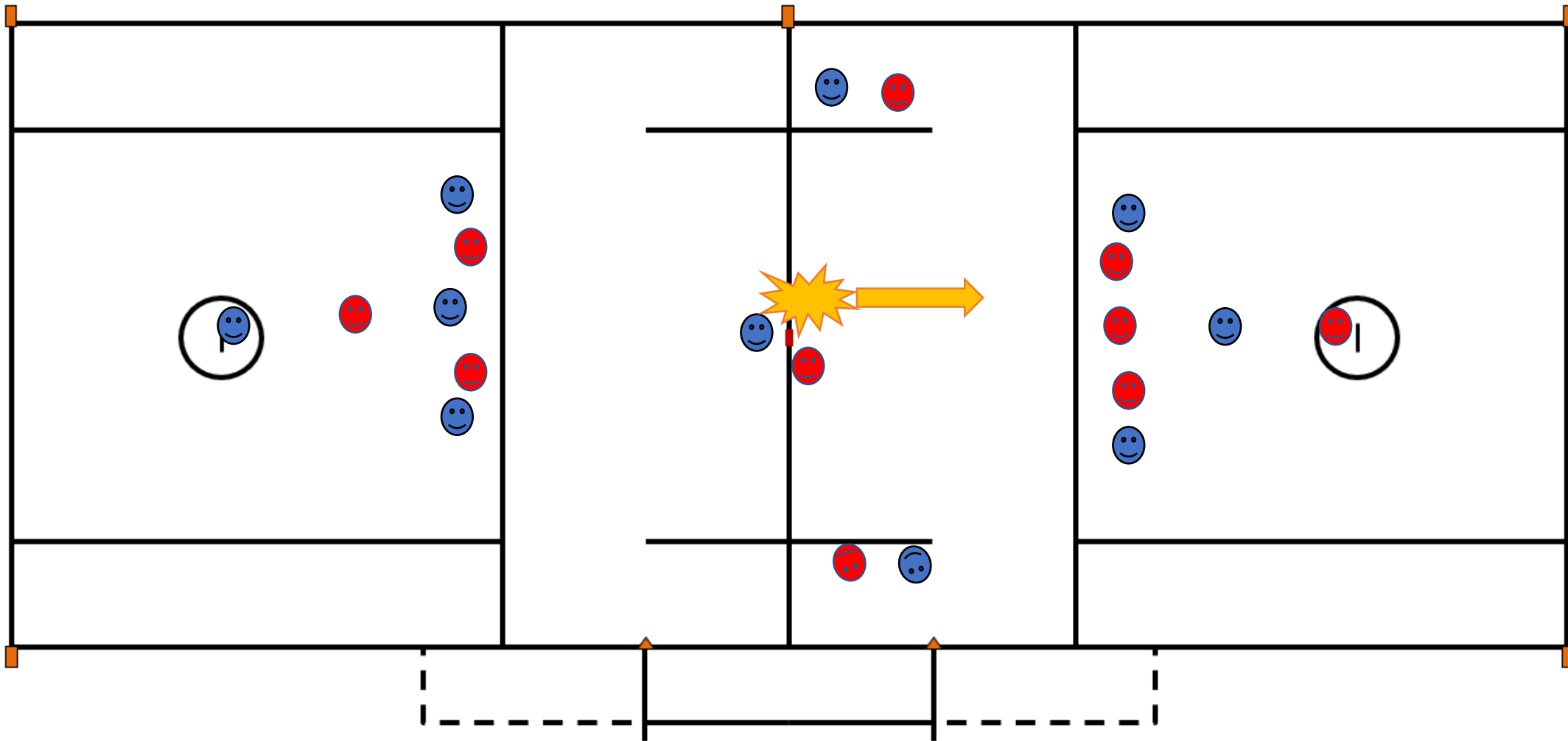
KNOW THE PROTOCOLS FOR RELEASE

- # Class Discussion Questions



LOOSE BALL, TECHNICAL FOUL DURING A FACEOFF

WHAT DO WE DO WITH THE PLAYERS BEHIND THE RESTRAINING LINES?



WHEN DO WE SIMPLY START OVER?

WE DON'T ALWAYS GET A CLEAN FACEOFF



Ball goes out of bounds in midfield and officials don't know who last touched the ball



An inadvertent whistle before the ball crosses the restraining line



An injury occurs in the midfield area



Simultaneous fouls of equal duration occur while the ball is loose



Official calls timeout before a team gains possession



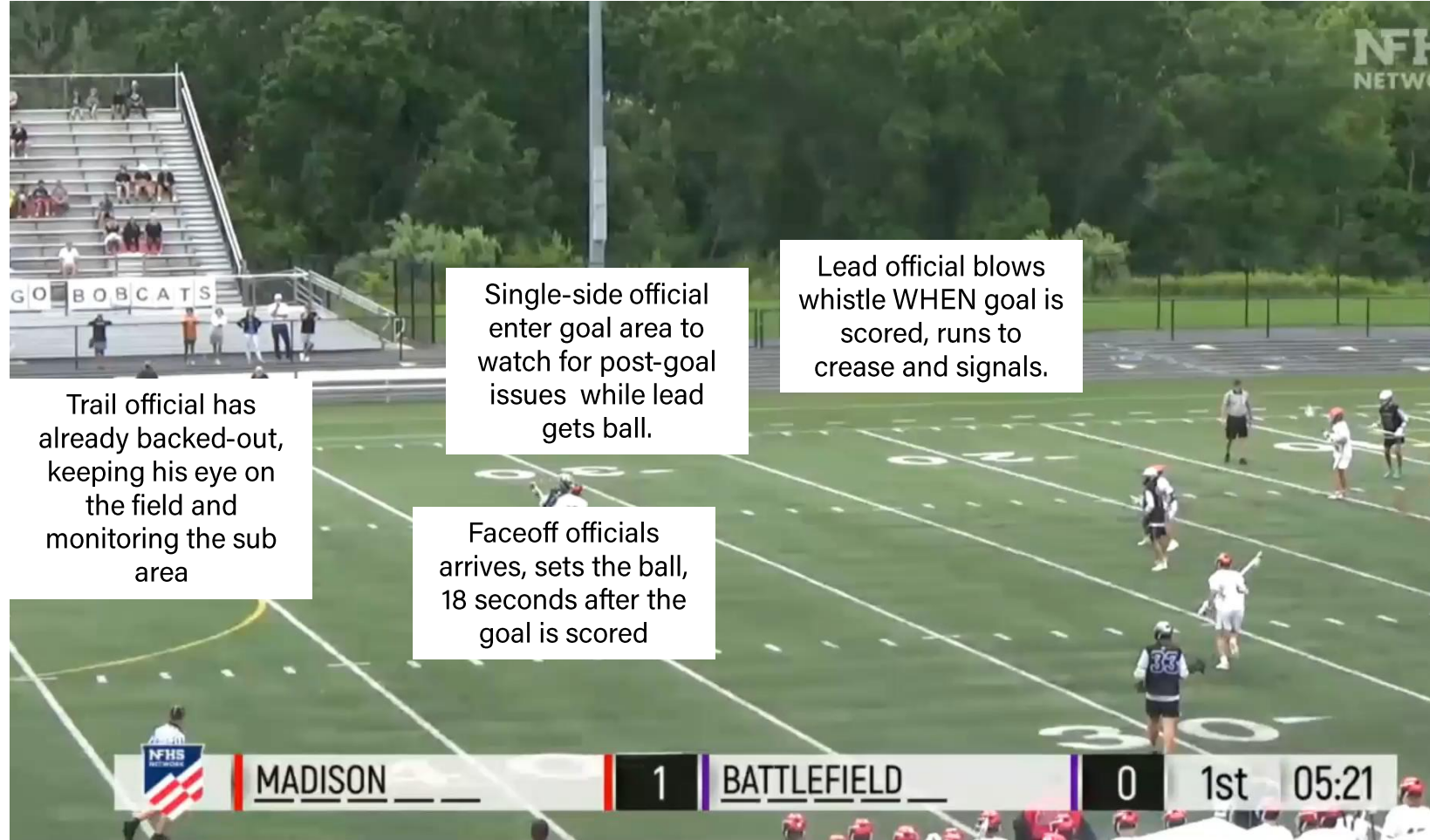
If a player loses mandatory equipment while ball is loose and has not crossed restraining line.

FACEOFF AFTER GOALS

WHAT IT LOOKS LIKE WHEN DONE CORRECTLY

- When a goal is scored and the ball has been retrieved, **HUSTLE** to the faceoff spot
- Write down the scores and such prior to the faceoff near midfield

Class
Discussion
Questions



THANK YOU TO THE MEMBERS OF THE
2025 MENS OFFICIAL'S EDUCATION
DEVELOPMENT TEAM

TAKE CARE OF YOUR CREW



USALacrosse.com